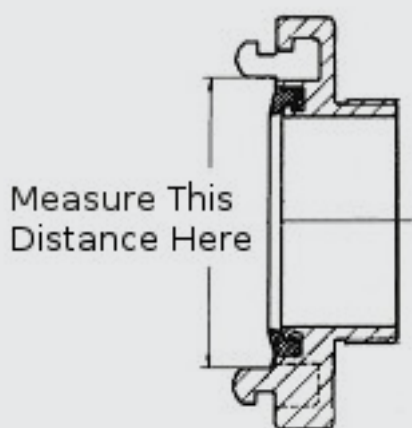


## Storz Size Guide

This is a quick guide to help you identify the size of the Storz Connection of an existing adapter you may have.

To identify your Storz Connection size you need to measure the distance between the lugs, the image below shows this.



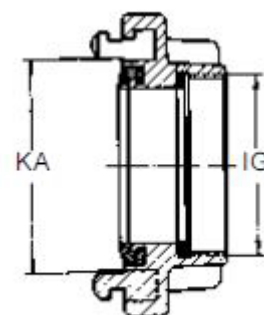
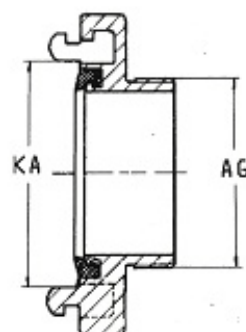
You can match up your Storz Connection using the following table.

Storz Size	Distance between Lugs
25	31mm
38	51mm
50	66mm
65	81mm
75	89mm
90	105mm
100	115mm
125	148mm
150	160mm

## Thread Sizes

To help identify thread sizes see the chart below.

The size column is the BSP size and the Male & Female columns show the size in mm that you will see when measuring across the thread.



Size (BSP)	Male Thread (AG in mm)	Female Thread (IG in mm)
3/4" (19mm)	26.441	24.117
1" (25mm)	33.249	30.291
1 1/2" (38mm)	47.803	44.845
2" (50mm)	59.614	56.656
2 1/2" (65mm)	75.184	72.226
3" (75mm)	87.884	84.926
4" (100mm)	113.03	110.072
5" (125mm)	138.43	135.472
6" (150mm)	163.83	160.872

### Fire Hosetech Limited,

Unit 1 Sowarth Field Industrial Estate,  
Settle, North Yorkshire, BD24 9AG  
+44 (0)1729 825 999  
info@firehosetech.co.uk  
www.firehosetech.co.uk